

PCB terminal block - PT 1.5/ 4-PVH-5.0-BK - 1987274

Please be informed that the data shown in this PDF Document is generated from our Online Catalog. Please find the complete data in the user's documentation. Our General Terms of Use for Downloads are valid (<http://download.phoenixcontact.com>)

Plug component, Nominal current: 12 A, Number of positions: 4, Pitch: 5 mm, Connection method: Screw connection, Color: Black, Contact surface: Tin

Key commercial data

Packing unit	1
Minimum order quantity	250
GTIN	 4 017918 928292
Custom tariff number	85366990
Country of origin	GERMANY

Technical data

Dimensions / positions

Pitch	5 mm
Dimension a	15 mm
Number of positions	4

Technical data

Range of articles	PT 1,5/..-PVH
Connection in acc. with standard	EN-VDE
Nominal current I_N	12 A
Nominal voltage U_N	250 V
Nominal cross section	1.5 mm ²
Nominal voltage, UL/CUL Use Group B	300 V
Nominal current, UL/CUL Use Group B	15 A
Nominal voltage, UL/CUL Use Group D	300 V
Nominal current, UL/CUL Use Group D	10 A

Connection data

Conductor cross section solid min.	0.2 mm ²
Conductor cross section solid max.	2.5 mm ²
Conductor cross section stranded min.	0.2 mm ²
Conductor cross section stranded max.	2.5 mm ²
Conductor cross section stranded, with ferrule without plastic sleeve min.	0.25 mm ²
Conductor cross section stranded, with ferrule without plastic sleeve max.	1.5 mm ²
Conductor cross section stranded, with ferrule with plastic sleeve min.	0.25 mm ²
Conductor cross section stranded, with ferrule with plastic sleeve max.	1.5 mm ²

PCB terminal block - PT 1.5/ 4-PVH-5.0-BK - 1987274

Technical data

Connection data

Conductor cross section AWG/kcmil min.	26
Conductor cross section AWG/kcmil max	14
2 conductors with same cross section, solid min.	0.2 mm ²
2 conductors with same cross section, solid max.	0.75 mm ²
2 conductors with same cross section, stranded min.	0.2 mm ²
2 conductors with same cross section, stranded max.	0.75 mm ²
2 conductors with same cross section, stranded, ferrules without plastic sleeve, min.	0.25 mm ²
2 conductors with same cross section, stranded, ferrules without plastic sleeve, max.	0.34 mm ²
2 conductors with same cross section, stranded, TWIN ferrules with plastic sleeve, min.	0.5 mm ²
2 conductors with same cross section, stranded, TWIN ferrules with plastic sleeve, max.	0.75 mm ²
Minimum AWG according to UL/CUL	26
Maximum AWG according to UL/CUL	12

Classifications

ETIM

ETIM 3.0	EC001121
ETIM 4.0	EC002638
ETIM 5.0	EC002638

UNSPSC

UNSPSC 11	34131203
UNSPSC 12.01	39121432
UNSPSC 13.2	39121432
UNSPSC 6.01	30211801
UNSPSC 7.0901	39121432

eCl@ss

eCl@ss 4.0	272607xx
eCl@ss 4.1	27141109
eCl@ss 5.0	27141190
eCl@ss 5.1	27141190
eCl@ss 6.0	27261101
eCl@ss 7.0	27440401

Approvals

Approvals

PCB terminal block - PT 1.5/ 4-PVH-5.0-BK - 1987274

Approvals


Approvals

UL Recognized / SEV / cUL Recognized / CCA / GOST / cULus Recognized


Ex Approvals

Approvals submitted


Approval details

UL Recognized 			
		B	D
mm ² /AWG/kcmil	26-12	26-12	
Nominal current I _N	16 A	10 A	
Nominal voltage U _N	300 V	300 V	

SEV	
mm ² /AWG/kcmil	2.5
Nominal current I _N	10 A
Nominal voltage U _N	250 V


cUL Recognized 			
		B	D
mm ² /AWG/kcmil	26-12	26-12	
Nominal current I _N	16 A	10 A	
Nominal voltage U _N	300 V	300 V	

CCA	
mm ² /AWG/kcmil	2.5
Nominal current I _N	10 A
Nominal voltage U _N	250 V

GOST 	
--	--

PCB terminal block - PT 1.5/ 4-PVH-5.0-BK - 1987274

Approvals

cULus Recognized  US