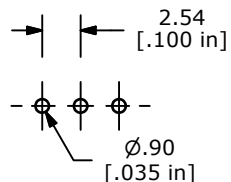
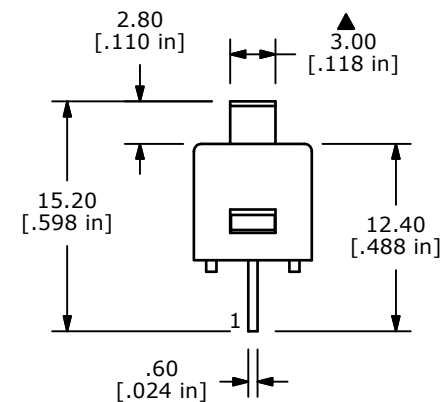
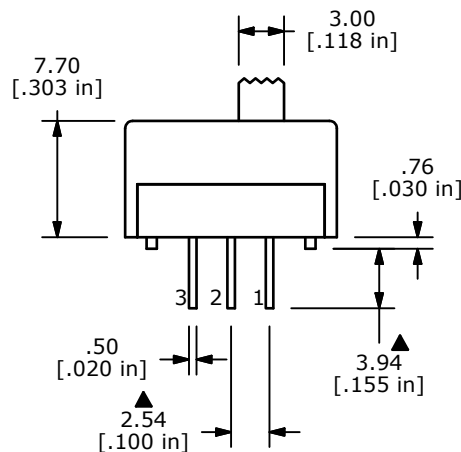
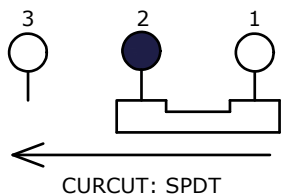
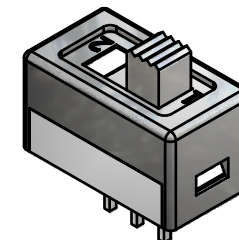
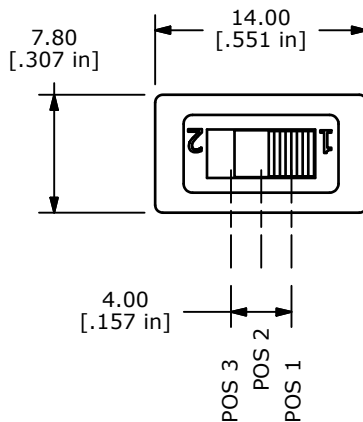


SWITCH FUNCTION		
POS. 1	POS. 2	POS. 3
ON	OFF	ON
2-1	OPEN	2-3



RECOMMENDED P.C.B. LAYOUT



- NOTE:
1. ALL DIMENSIONS IN MM [INCH]
 2. GENERAL TOLERANCE: X.X=±0.4
X.XX=±0.25
 3. TERMINAL NUMBERS FOR REF ONLY
 - ▲ 4. PLATING MATERIAL: SILVER
 5. RATING: 1A @ 250VAC
3A @ 120VAC OR 28VDC
 6. MECHANICAL LIFE: 20,000 ACTUATIONS AT FULL LOAD.
 7. CONTACT RESISTANCE: 50mΩ MAX. INITIAL
 8. INSULATION RESISTANCE: 1,000 MΩ MIN.
 9. DIELECTRIC STRENGTH: 1,000 V RMS @SEA LEVEL.
 10. OPERATING TEMP.: -40°C to 80°C
 11. ▲ DENOTES CRITICAL PARAMETER.
 12. 2002/95/EC (ROHS) COMPLIANT



TITLE 600SP3S2M1Q

B	20409	REVISED AND REDRAWN	1/17/12	BGL
REV	PCR NO	DESCRIPTION	DATE	BY

THE INFORMATION CONTAINED IN THIS DOCUMENT IS PROPRIETARY TO E-SWITCH AND IS NOT TO BE COPIED OR TRANSFERRED

SCALE	DATE	DR	DWG	REV
2:1	1/17/2012	BGL	T613001	B